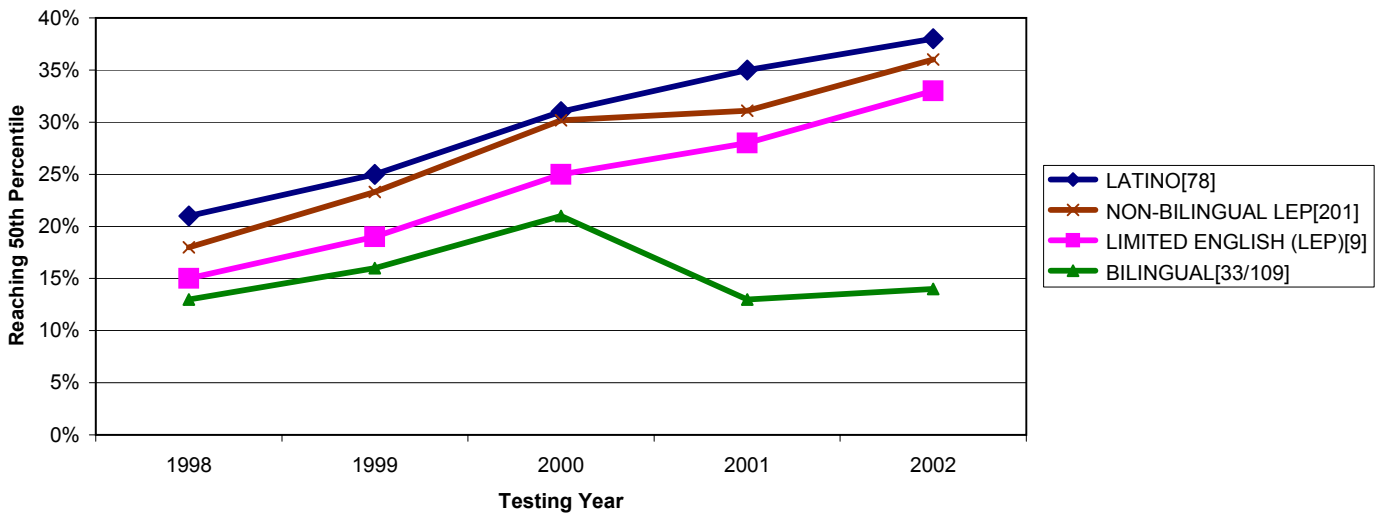


# California 2nd Grade STAR Scores, 1998-2002

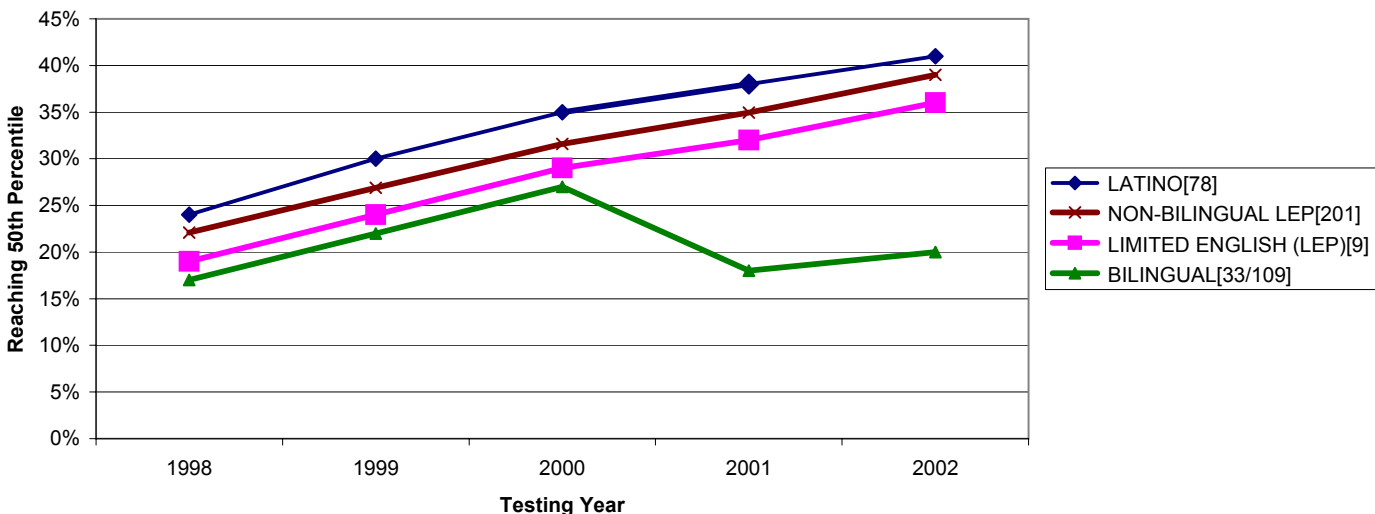
	Reading > 50%					Mathematics > 50%					Language > 50%					Spelling > 50%				
	1998	1999	2000	2001	2002	1998	1999	2000	2001	2002	1998	1999	2000	2001	2002	1998	1999	2000	2001	2002
<b>ALL STUDENTS[1]</b>	40%	44%	49%	51%	53%	43%	49%	57%	58%	62%	43%	47%	52%	53%	55%	38%	43%	50%	53%	55%
<b>LATINO[78]</b>	21%	25%	31%	35%	38%	27%	35%	42%	46%	51%	24%	30%	35%	38%	41%	21%	28%	35%	39%	43%
<b>LIMITED ENGLISH (LEP)[9]</b>	15%	19%	25%	28%	33%	26%	33%	40%	43%	49%	19%	24%	29%	32%	36%	19%	25%	32%	36%	41%
<b>BILINGUAL[33/109]</b>	13%	16%	21%	13%	14%	24%	32%	37%	37%	41%	17%	22%	27%	18%	20%	16%	22%	28%	15%	16%
<b>NON-BILINGUAL LEP[201]</b>	18%	23%	30%	31%	36%	29%	34%	44%	44%	51%	22%	27%	32%	35%	39%	24%	29%	37%	40%	46%

All the above data was obtained from the statewide demographic STAR testing research files, available from the CA Department of Education at <http://www.eddataonline.com/research/>. All the percentages refer to the fraction of students scoring at or above the 50th percentile. The Limited-English category includes the bilingual and non-bilingual categories, with the numbers for the latter being derived from the former. Finally, prior to 2001, the CA "bilingual" category also included many students in English-oriented programs.

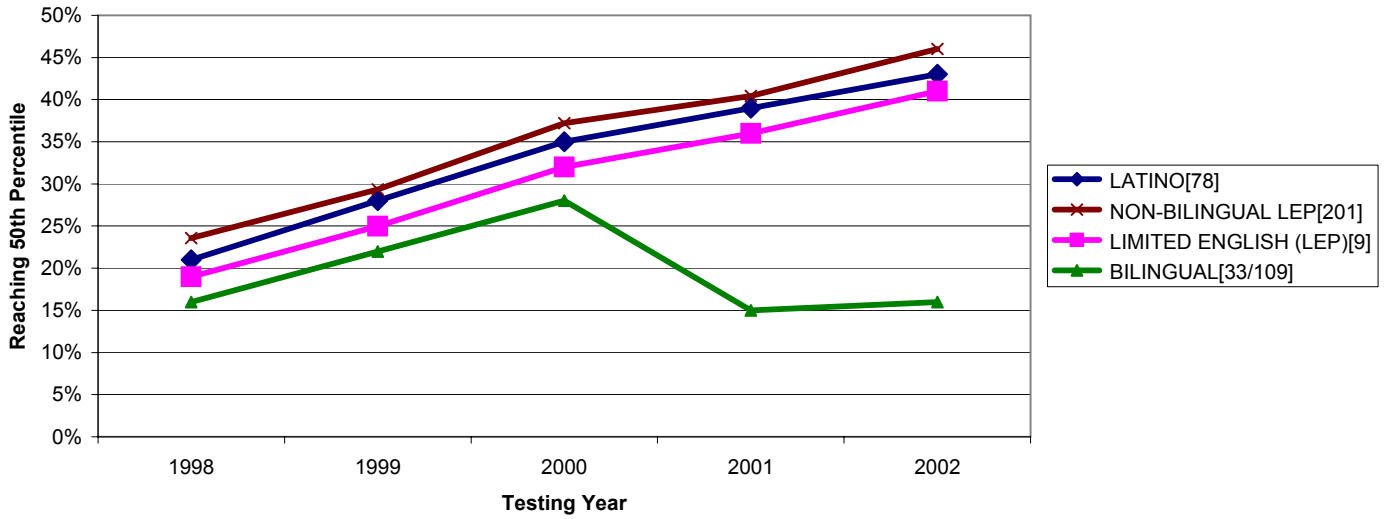
## Reading Scores



## Language Scores



### Spelling Scores



### Mathematics Scores

